



ST. TERESA SCHOOL
— SEC-3, GRENO WEST —

**SUMMER
HOLIDAY
HOMEWORK
CLASS 2
SESSION
2025-2026**



HOLIDAYS... FUN TIME ...

Dear Parents

Summer holidays are around the corner. Despite the hot sun, we can still have a lot of fun, so vacation is here for a sweet treat. In order to enhance the children's creativity and innovation for the progressive learning, ST. TERESA SCHOOL has designed a few engaging activities and holiday homework. Help your children to do it:

Morning Blessings- Help your children to inculcate good habits by doing, "Surya Pranam" and encourage them to greet all elders in the morning.





















Fun in knowing- Tell the children about your childhood, share incidents from the past and show them your old family albums. This will strengthen the bond between you and your children.

Fun with books- Encourage your children to read books with suitable morals. Have walk together and talk to your children about what are their likes and dislikes etc.

- Help your children to memorize your home address and contact numbers.
- Do one-page cursive writing of English, daily in a separate notebook.
- The more you practice the better you get. Revise all grammar concepts done so far.
- Beautiful handwriting reflects your personality. Do 15 pages of cursive writing in your second English school notebook to improve your handwriting. Label it as English Handwriting notebook.
- Reading is one of the most essential elements of any language. Read English newspaper every day. Learn new words, find their meanings and build your vocabulary.
- Take the printout of the given worksheet and submit it after school reopens.
- Do the tasks / activities mentioned at the end , refer the materials required from the link given and submit it after summer vacation.

ENGLISH

Add -s or -es to make the plural forms of the words.

singular		plural	
	fox		
	bush		
	snake		
	sandwich		
	cow		
	tree		
	dress		
	bath		
	brush		
	apple		

Fill in the blanks with the hints given. Refer the picture for the clarity.

horses village cat dogs milk kittens
hay pond grandmother cow cock hen

In June we went to a _____



where my _____ lives. She has a farm.



On her farm there are many animals. There are two

_____, a _____ with



its _____, three _____,



one _____ as well as a _____



and a _____. Every morning she



feeds her animals with _____



or _____. They drink water from a



_____ on the farm.



COMPUTER

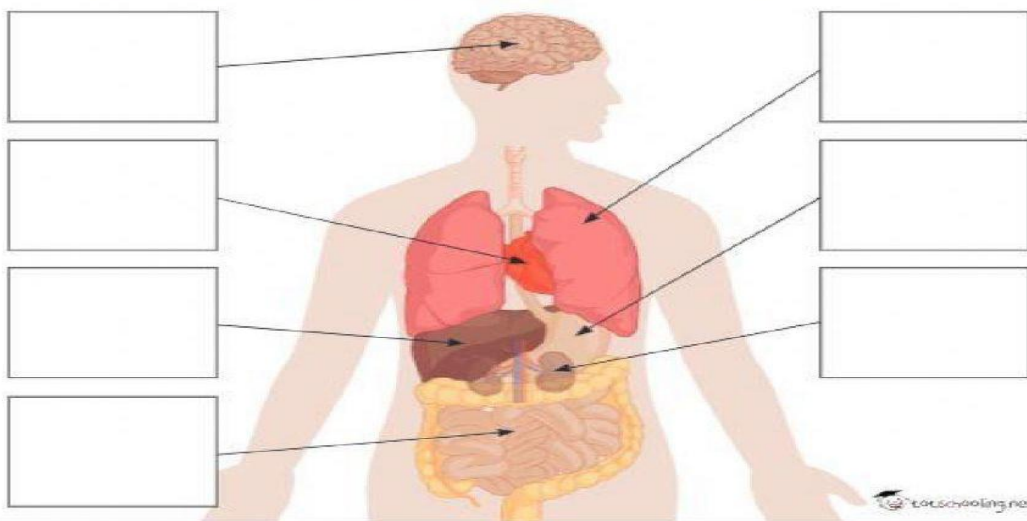
Holiday H.W. Computer

1. Draw or Paste the picture of a Computer and show its main parts-- Monitor, CPU, Keyboard and Mouse. (In $\frac{1}{4}$ of a chart paper)

2. Paste the picture of five places where computers are used. (In A4 sheet)

EVS

1. Drag and drop the name of the organs in the correct boxes:



liver

lungs

kidneys

heart

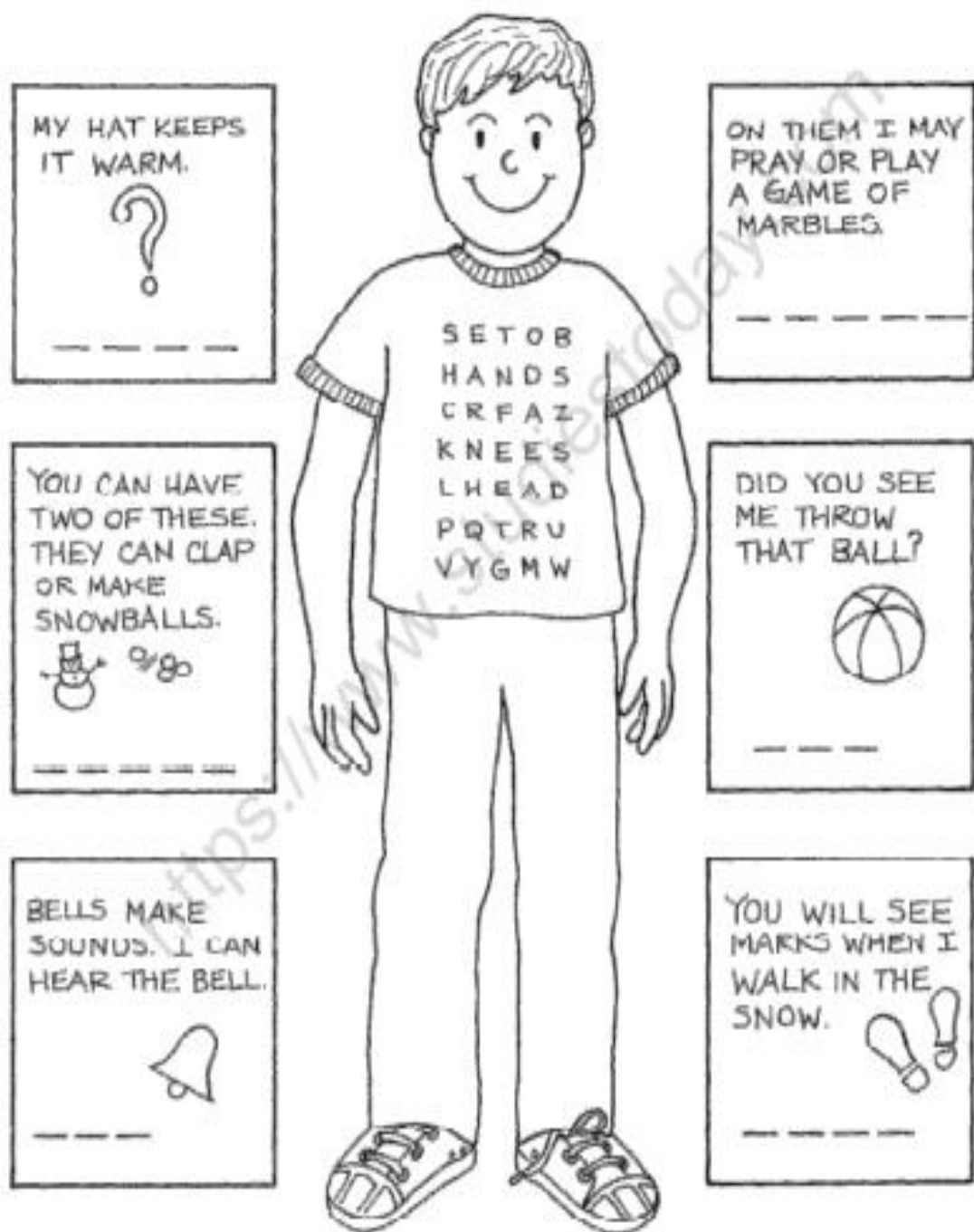
stomach

brain

intestines

(v)

Fill in the blanks with the hints given.





Where Do We Live?



24

A. Give one word answer to the following:

1. Name the type of house that are made up of bricks, cement, wood and steel. _____
2. Where do the Eskimos live? _____

B. Fill in the blanks:



1. A house gives us _____.
2. Kutcha houses are usually found in _____.
3. Multistoreyed houses are also called _____.
4. _____ is made up of ice and snow.
5. A _____ is a house on wheels.

C. Write 2 sentences about the picture given below:



D. State 'True' or 'False':


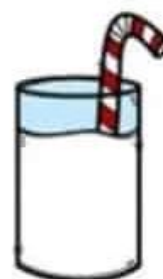
1. A tent is made up of a thick cloth called canvas. _____
2. A pucca house is made of bamboo. _____
3. A caravan cannot move on wheels. _____
4. A houseboat is found in very cold places. _____
5. Kutcha houses are very strong. _____



E. Label the pictures given below:



Circle in green all the food items that we get from plants and in red those we get from animals.



MATHEMATICS

Class :

Date :

Arrange in Ascending Order :

138, 195, 165, 49

151, 42, 133, 124

16, 17, 119, 23

70, 166, 32, 188

89, 147, 84, 197

96, 79, 152, 185

185, 125, 148, 89

147, 156, 130, 98

124, 142, 82, 157

171, 92, 80, 145

145, 154, 166, 177

143, 167, 115, 117



Name: _____

Topic: Numbers

Write the following in expanded form and name them.

$$182 = 100 + 80 + 2 = \text{One hundred eighty two.}$$

$$212 = \text{ } + \text{ } + \text{ } = \text{ }$$

$$687 = \text{ } + \text{ } + \text{ } = \text{ }$$

$$374 = \text{ } + \text{ } + \text{ } = \text{ }$$

$$465 = \text{ } + \text{ } + \text{ } = \text{ }$$

$$893 = \text{ } + \text{ } + \text{ } = \text{ }$$

$$749 = \text{ } + \text{ } + \text{ } = \text{ }$$

$$524 = \text{ } + \text{ } + \text{ } = \text{ }$$

$$964 = \text{ } + \text{ } + \text{ } = \text{ }$$


$$999 = \text{ } + \text{ } + \text{ } = \text{ }$$

$$450 = \text{ } + \text{ } + \text{ } = \text{ }$$

$$309 = \text{ } + \text{ } + \text{ } = \text{ }$$



3-Digit Addition Without Regrouping

 Directions: Find the sums.

$$\begin{array}{r} 523 \\ +374 \\ \hline \end{array}$$

$$\begin{array}{r} 456 \\ +243 \\ \hline \end{array}$$

$$\begin{array}{r} 364 \\ +522 \\ \hline \end{array}$$

$$\begin{array}{r} 291 \\ +707 \\ \hline \end{array}$$

$$\begin{array}{r} 170 \\ +829 \\ \hline \end{array}$$

$$\begin{array}{r} 632 \\ +335 \\ \hline \end{array}$$

$$\begin{array}{r} 803 \\ +096 \\ \hline \end{array}$$

$$\begin{array}{r} 120 \\ +636 \\ \hline \end{array}$$

$$\begin{array}{r} 535 \\ +444 \\ \hline \end{array}$$

$$\begin{array}{r} 733 \\ +266 \\ \hline \end{array}$$

$$\begin{array}{r} 208 \\ +591 \\ \hline \end{array}$$

$$\begin{array}{r} 282 \\ +617 \\ \hline \end{array}$$

$$\begin{array}{r} 639 \\ +330 \\ \hline \end{array}$$

$$\begin{array}{r} 164 \\ +534 \\ \hline \end{array}$$

$$\begin{array}{r} 868 \\ +121 \\ \hline \end{array}$$

$$\begin{array}{r} 166 \\ +210 \\ \hline \end{array}$$

$$\begin{array}{r} 825 \\ +164 \\ \hline \end{array}$$

$$\begin{array}{r} 907 \\ +091 \\ \hline \end{array}$$

$$\begin{array}{r} 550 \\ +220 \\ \hline \end{array}$$

$$\begin{array}{r} 732 \\ +145 \\ \hline \end{array}$$

$$\begin{array}{r} 663 \\ +206 \\ \hline \end{array}$$

$$\begin{array}{r} 349 \\ +340 \\ \hline \end{array}$$

$$\begin{array}{r} 763 \\ +133 \\ \hline \end{array}$$

$$\begin{array}{r} 880 \\ +117 \\ \hline \end{array}$$

$$\begin{array}{r} 114 \\ +685 \\ \hline \end{array}$$










		WORKING OUT
1)	Sam sees 25  under a log. Joe sees 37  under another log. How many  did they see in all? _____	
2)	There are 28  in one pond. There are 25  in another pond. How many  altogether? _____	
3)	There are 45  walking in the park. 37 more  come into the park. How many  are there in total? _____	
4)	Captain buys 29  on Monday. He buys 16 more  on Tuesday. How many  did he buy in all? _____	
5)	There are 67  on a beach. Sally makes 13 more  . How many  are there now? _____	

Name: _____

What's for breakfast?

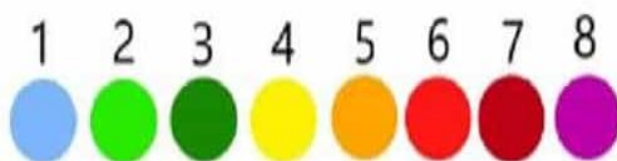
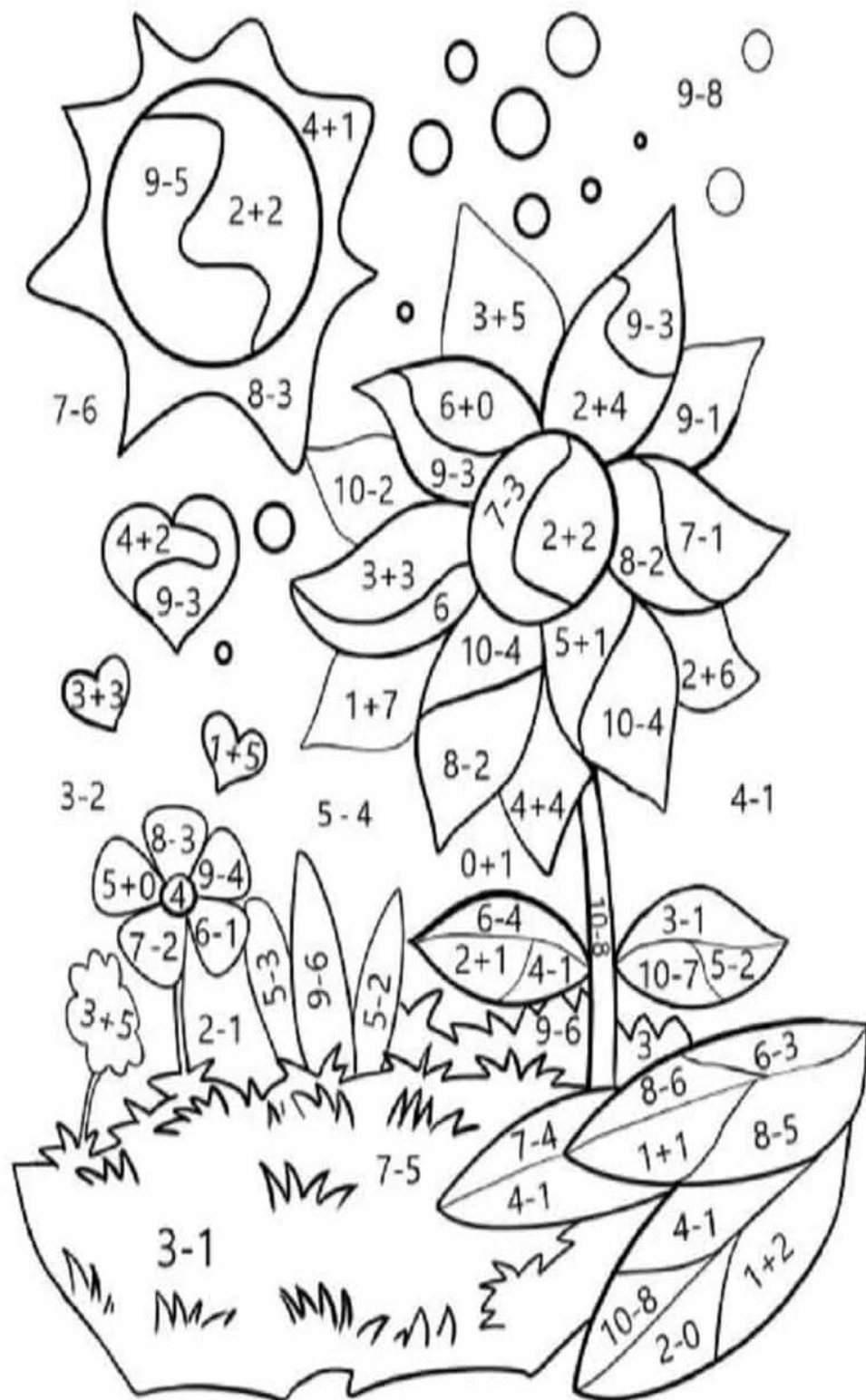
Directions: Pair off food pictures shown below by drawing. Circle around them. Write the number of pictures and say whether it is odd or even.



	5	<input checked="" type="radio"/> odd <input type="radio"/> even
		<input type="radio"/> odd <input type="radio"/> even
		<input type="radio"/> odd <input type="radio"/> even
		<input type="radio"/> odd <input type="radio"/> even
		<input type="radio"/> odd <input type="radio"/> even
		<input type="radio"/> odd <input type="radio"/> even



Add the sums and also subtract as given and colour the specified space according to your result number. The colour code is given below for your reference.
















Name _____



Crack the code



Addition



Use the code to create an addition sentence. Solve the problem.



Use the code:	 0	 1	 2	 3	 4
 5	 6	 7	 8	 9	 10



 + 
 _____ + _____ = _____



 + 
 _____ + _____ = _____



 + 
 _____ + _____ = _____



 + 
 _____ + _____ = _____

 + 
 _____ + _____ = _____

 + 
 _____ + _____ = _____

 + 
 _____ + _____ = _____

 + 
 _____ + _____ = _____

 + 
 _____ + _____ = _____


DECODE THE WORDS

Decode the words matching the symbols and letters!







I LOVE TO READ



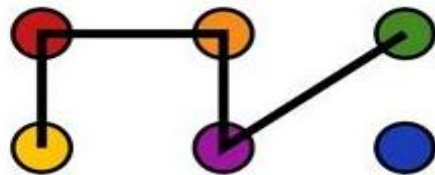
E A R




Join the dots according the number and colour. Refer the number first then check the colour code of that particular number and then join with other numbers sequentially.

1	2	3	4	5	6
					


4 → 6 → 5 → 3 → 2




6 → 2 → 5 → 1 → 4




1 → 4 → 5 → 6 → 3




3 → 2 → 5 → 6 → 1



6 → 1 → 4 → 5 → 2



2 → 3 → 5 → 6 → 1



हिंदी ग्रीष्मावकाश गृहकार्य



बातें किताबों की

अरे वाह !इतनी किताबें !आपने भी बहुत सारी किताबें एक साथ देखी होंगी ।विद्यालय के पुस्तकालय में ,घर में,... है न !

क) उन सभी किताबों में से आपकी मनपसंद किताब कौन सी है ?उस किताब के विषय में पाँच वाक्य लिखो।

ख) अब आई सोचने की बारी

क्यों न पढ़ी गई किसी एक कहानी का अंत कुछ अलग हो ?आओ अपनी कल्पनाशक्ति को विस्तार दें और किसी एक कहानी का अन्य रोचक तथा रचनात्मक अंत सोचें तथा A-4 शीट पर लिखें।



पढ़ने की आदत अपनाएँ,पुस्तक को दोस्त बनाएँ

ग) इन छुट्टियों में अपनी मनपसंद कहानी की किताबें पढ़ें। परियों की कहानियाँ, दादी-नानी कहानियाँ. पंचतंत्र की कहानियाँ, जादू से भरी कहानियाँ, कहानियाँ ही कहानियाँ !



इन छुट्टियों में पढ़ी कहानियों की पुस्तकों की एक सूची बनाएँ जिसे बाद में आप हिंदी अध्यापिका को दर्शाएंगे।

घ) पढ़ी गई कहानियों में से किसी एक कहानी को चार-पाँच चित्रों में A-4 आकार की अलग-अलग शीटों पर सुंदर चित्रों के रूप में दर्शाएँ।

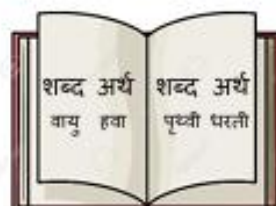
2) वर्णों की बनावट का अनुसरण करते हुए चार से पाँच वाक्यों का सुलेख करें। (15 पृष्ठ)

3) कक्षा 1 में की गई प्रत्येक मात्रा के दस शब्द तथा पाँच वाक्यों का लेखन अभ्यास करें।

मेरा शब्दकोश



4) पढ़ी गई कहानियों में से प्रतिदिन का एक नया शब्द तथा उसका अर्थ 5 × 5 आकार के कार्ड पर लिखें। प्रतिदिन ऐसा करने पर देखते-देखते आपका अनेक शब्दों का संग्रह तैयार होता चला जाएगा। अंत में सभी शब्दों के कार्डों को सुंदर तरीके से बाँध कर अपना एक शब्दकोश तैयार करें।



Make a brochure on A 3 sized sheet related to the given state as per your roll number. It should include famous dishes, traditional dance, state animal, bird, famous places, language spoken etc. of the specified state.

Nicknames of Indian States

- 👉 Heart of India - **Madhya Pradesh** Important
- 👉 Kohinoor of India - **Andhra Pradesh** Top Gk
- 👉 Tea Garden of India - **Assam**
- 👉 Apple State of India - **Himachal Pradesh**
- 👉 Land of Rising Sun - **Arunachal Pradesh**
- 👉 Land of Black Diamond - **West Bengal**
- 👉 Devbhumi of India - **Uttarakhand**

Roll no. 1 to 3 – Heart of India

Roll no. 4 to 6 – Kohinoor of India

Roll no. 7 to 9 – Tea Garden of India

Roll no. 10 to 11- Apple State of India

Roll no. 12 - Land of Rising Sun





Roll no. 13 – Land of Black Diamond


Roll no. 14 – Devbhumi of India

For brochure refer to the videos related to different states through the youtube links.

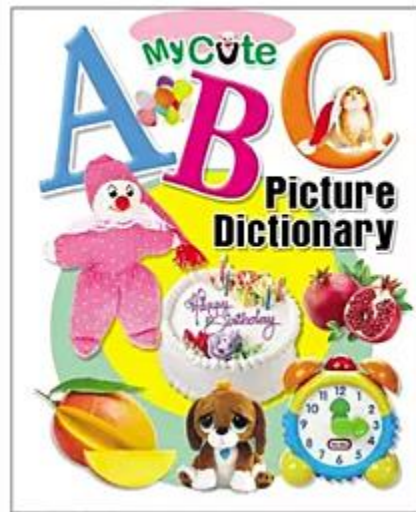


LET'S ENJOY- I LOVE MYSELF

- 1) <https://pin.it/6mc9TxCUm> Turn an empty water bottle and colourful paper into this stunning home decor piece! Adding LED lights made it even cooler and more vibrant. Important: You can find all the materials you need through the link.
- 2) <https://pin.it/AAM8qQYeW>
  Mind Relaxing Art: Unlock Inner Peace through Creativity!
Make a party prop paper craft.
- 3) <https://pin.it/78JanRI6u>
  Mind Relaxing Art: Unlock Inner Peace through Creativity!
- 4) Create a recipe book (Medium- English) in a scrap book. Record at least 10 recipes. Don't forget to add your picture with your dish/drink to your recipe book. A summer drink would certainly be a relief!
{Experiential learning task} Make a summer drink and a dish without fire at home and enjoy with your family.

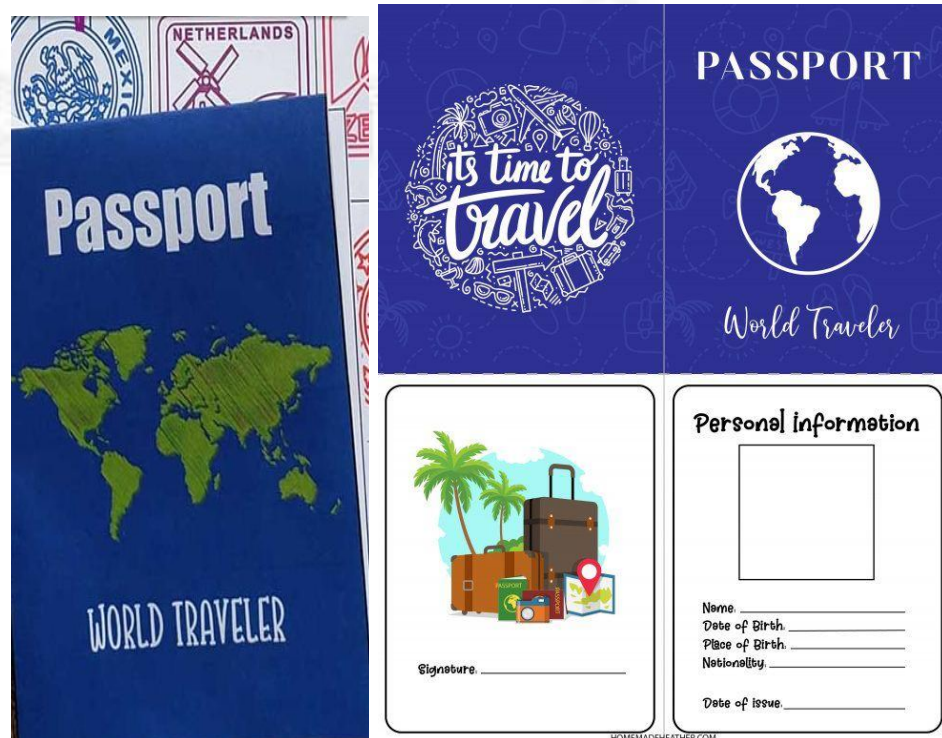


5) Make a pictorial dictionary of your own. Take help from the given links. Learn and write three new words from dictionary daily.



<https://youtube.com/shorts/efy954z-cdg?si=DVMEvMdh0SwdnzGI>

6) Make a passport of your own.



https://youtube.com/shorts/wd253w3z3vU?si=T17qnCJID_yVq2FT

7) Make a Save Tree drawing book. Take help from the given link.

8) Make a mathematics learning model. Take the help from given link

[How to make Maths Learning Machine from Cardboard | Maths Learning Machine for Kids](#)

[Save Tree project drawing | Importance of Tree drawing | things we get from tree drawing project](#)

9) Make Father's Day activity card and click pictures, make a collage of those pictures in A3 size chart paper. Take the help from the link given
[craft #handmade #DIY#flower#rose](#)

THANK YOU

